



# TECH BYTES



Orange Board of Education

October 2017/ 2013

## Phishing

<https://www.consumer.ftc.gov/articles/0003-phishing>



Phishing is when a scammer uses fraudulent emails or texts, or copycat websites to get you to share valuable personal information - such as account numbers, Social Security numbers, or your login IDs and passwords. Scammers use your information to steal your money or your identity or both.

Scammers also use phishing emails to get access to your computer or network then they install programs like ransomware that can lock you out of important files on your computer.

Phishing scammers lure their targets into a false sense of security by spoofing the familiar, trusted logos of established, legitimate companies. Or they pretend to be a friend or family member.

Phishing scammers make it seem like they need your information or someone else's, quickly - or something bad will happen. They might say your account will be frozen, you'll fail to get a tax refund, your boss will get mad, even that a family member will be hurt or you could be arrested. They tell lies to get to you to give them information.

Be cautious about opening attachments or clicking on links in emails. Even your friend or family members' accounts could be hacked. Files and links can contain malware that can weaken your computer's security.

Do your own typing. If a company or organization you know sends you a link or phone number, don't click. Use your favorite search engine to look up the website or phone number yourself. Even though a link or phone number in an email may look like the real deal, scammers can hide the true destination.

Make the call if you're not sure. Do not respond to any emails that request personal or financial information. Phishers use pressure tactics and prey on fear. If you think a company, friend or family member really does need personal information from you, pick up the phone and call them yourself using the number on their website or in your address book, not the one in the email.

Turn on two-factor authentication. For accounts that support it, two-factor authentication requires both your password and an additional piece of information to log in to your account. The second piece could be a code sent to your phone, or a random number generated by an app or a token. This protects your account even if your password is compromised.

As an extra precaution, you may want to choose more than one type of second authentication (e.g. a PIN) in case your primary method (such as a phone) is unavailable.

Back up your files to an external hard drive or cloud storage. Back up your files regularly to protect yourself against viruses or a ransomware attack.

Keep your security up to date. Use security software you trust, and make sure you set it to update automatically.

Report phishing emails and texts.

Forward phishing emails to [spam@uce.gov](mailto:spam@uce.gov) - and to the organization impersonated in the email. Your report is most effective when you include the full email header, but most email programs hide this information. To ensure the header is included, search the name of your email service with "full email header" into your favorite search engine.


File a report with the Federal Trade Commission at [FTC.gov/complaint](https://www.ftc.gov/complaint).

Visit [Identitytheft.gov](https://www.identitytheft.gov). Victims of phishing could become victims of identity theft; there are steps you can take to minimize your risk.

You can also report phishing email to [reportphishing@apwg.org](mailto:reportphishing@apwg.org). The Anti-Phishing Working Group - which includes ISPs, security vendors, financial institutions and law enforcement agencies - uses these reports to fight phishing.

*"Innovation is not  
about tools. It's about  
people, processes, and  
pedagogy."*

*- @thomascemurray*



## National American Indian Heritage History Month

National American Indian Heritage Month celebrates and recognizes the accomplishments of the peoples who were the original inhabitants, explorers and settlers of the United States. After nearly a century of advocacy, National American Indian Heritage Month was first recognized through joint resolution by Congress in 1990. Now recognized annually, November is a time to learn more about the history and heritage of Native American peoples.

### Teaching Resources

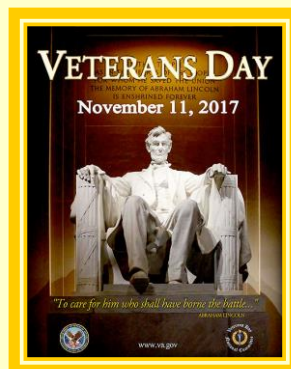
[Lesson Plan Page](#)  
[Smithsonian Education](#)  
[TeacherVision](#)

In 1921, an unknown World War I soldier was buried in Arlington National Cemetery. This site, on a hillside and the city of Washington, D.C., became the America's veterans.

Similar ceremonies occurred where an unknown soldier was place of honor (in England, the Arc de Triomphe). These

on November 11, giving universal recognition to the celebrated ending of World War I fighting at 11 a.m., November 11, 1918 (the 11th hour of the 11th day of the 11th month). The day became known as "Armistice Day."

Armistice Day officially received its name in America in 1926 through a Congressional resolution. It became a national holiday 12 years later by similar Congressional action. A law passed in 1968 changed the national commemoration of Veterans Day to the fourth Monday in October. It soon became apparent, however, that November 11 was a date of historic significance to many Americans. Therefore, in 1978 Congress returned the observance to its traditional date.



American soldier was buried in overlooking the Potomac River focal point of reverence for

earlier in England and France, buried in each nation's highest Westminster Abbey; in France, memorial gestures all took place

### Teaching Resources

[TeacherVision](#)  
[Hot Chalk Lesson Plans](#)  
[The Teacher's Corner](#)  
[Scholastic](#)



# A Cornucopia of Comic-Making Applications

<https://www.ictineducation.org/home-page/a-cornucopia-of-comic-applications>

## Recommendations for Free Comic-Making Software

Comic Strips and Cartooning can be a Fun Way for Students to Explore Learning Topics. There are so many good free tools for creating comics and cartoons on the web, as well as apps for tablets and smartphones. Note that some of these tools offer very different types of functionality. It's important to explore them yourself before introducing them students.

[Teaching with Comics, by Shelly Terrell](#)

[The best ways to make comic strips online, by Larry Ferlazzo](#)

[100 ways to use a VLE - #89: Embedding a Comic Strip, by James Clay](#)

- ✓ BitStrips: [www.bitstrips.com/create/comic](http://www.bitstrips.com/create/comic)
- ✓ Make Belief Comics: [www.makebeliefscomix.com/comix](http://www.makebeliefscomix.com/comix)
- ✓ Pixton: [www.pixton.com](http://www.pixton.com)
- ✓ Comic Creator from Read Write Think:  
[www.readwritethink.org/files/resources/interactives/comic](http://www.readwritethink.org/files/resources/interactives/comic)
- ✓ Strip Creator: [www.stripcreator.com](http://www.stripcreator.com)
- ✓ Strip Generator: [www.stripgenerator.com/strip/create](http://www.stripgenerator.com/strip/create)
- ✓ Write Comics: [www.writecomics.com](http://www.writecomics.com)
- ✓ Toonlet: [www.toonlet.com](http://www.toonlet.com)
- ✓ Cambridge English Online's Cartoon Creator:  
[www.cambridgeenglishonline.com/Cartoon\\_Maker](http://www.cambridgeenglishonline.com/Cartoon_Maker)
- ✓ Cartoonize Your Pet! [www.cartoonizemypet.com](http://www.cartoonizemypet.com)
- ✓ Anmish: [www.anmish.com](http://www.anmish.com)
- ✓ "LOL" Builder: [www.builder.cheezburger.com/builder/rage](http://www.builder.cheezburger.com/builder/rage)
- ✓ Canva <https://www.canva.com/create/comic-strips/>

# TEACHING TIPS



<http://www.mixforteachers.com/what-is-office-mix.html>

Office Mix was created with educators in mind. A free add-in for PowerPoint with everything you need to easily create and share interactive online lessons. Office Mix is a free extension to PowerPoint that makes it easy to turn your PowerPoint presentations into interactive online lessons and share them with your students and colleagues in OneNote, on the web, or in your learning management system.

### **With Office Mix, you can add:**

Audio and video narration

Real-time digital inking

Screen recordings that show actions you take on your computer

Quizzes and polls

Simulations, videos, and live web pages... all from within PowerPoint.

Publishing a mix is as easy as uploading it to the web and deciding who can view it. The people you share it with can view your mix in any web browser on any device. Office Mix shows you data about who watched your mix, how much time they spent on each slide, and how they answered your quiz and poll questions. You can even export that data to Microsoft Excel for further analysis.

### **How can teachers use Office Mix?**

You already use PowerPoint in the classroom. But how do you...


- ✓ Make yourself available when students need to listen to your lessons more than once?
- ✓ Accommodate students who learn at different rates?
- ✓ Check the comprehension of each student in the class, not just the most vocal ones?
- ✓ Create video-based lessons without a lot of knowledge about video production and technology?

With Office Mix, creating a lesson is as easy as adding a handful of interactive elements to your PowerPoint presentation and publishing it to the secure Microsoft cloud. You can create interactive lessons that:

- ✓ Can be watched one time or as many times as a student needs to.
- ✓ Can be watched sped up or slowed down, from the beginning or from any slide.
- ✓ Contain quizzes that check student comprehension.



## How to Find the Perfect Twitter Chat for Teachers



**participate**<sup>™</sup>

<https://www.participate.com/chats>

Do you have a PLN? Would you describe yourself as a “connected educator”? Whether these terms are in your everyday vocabulary or are completely new to you, now more than ever, there are amazing online spaces for educators to connect with others and leverage the power of a professional learning network.

The folks at Participate have a fantastic online tool to help you find the Twitter chat that is just right for you. Their website includes an awesome Twitter chat tool to help you search for Twitter chats for teachers that connect to your areas of interest, match up with your geography, or simply fit your busy schedule.

When you open up Participate’s chat page you’ll find a running list of all the Twitter chats taking place at that very moment along with ones that might start later that day. You can also peek below the daily schedule to find categories like STEM, global, and secondary topics, that connect to a content area you’re teaching, the state you live in, or even a new topic you want to learn more about. This tool will help you find the perfect Twitter chat and let you jump right in.

What’s super neat about Participate’s chat page is how you can take a look at chats that have already happened and make a plan for chats that might be happening later in the week or month.





## RECAP



Recap offers a means for students to record video reflections on teacher prompts that help document and assess learning. Teachers then can share these reflections with other students, educators, or parents to facilitate dialogue and build connections. By facilitating regular video self-reflection through Recap, teachers can support more authentic learning and self-assessment among their students.

One way to use Recap is to assess individual students' work. Students can easily respond to things as simple as an exit ticket or respond to a much deeper prompt from teachers, perhaps reflecting on their progress at the end of a unit. The unique thing about Recap is that this feedback is easily shareable with the students' parents, bridging the gap between the classroom and home. Teachers can have students share something as simple as what they learned that day or something more complex like a recording of themselves teaching another student a concept.

Recap can also be used to facilitate group work. Have the groups do a daily check-in to see how group work is going, what successes students are most happy with, and what struggles they may have. At the end of the group work, students can individually review themselves and group members based on their participation in the project. Videos are always kept confidential between the student and teacher, so this allows for a trusted place to voice concerns, share accomplishments, or ask tough questions.



## 3 Reasons to Use Scratch Across the Curriculum

Scratch has become a popular way to introduce coding to young people around the world. Yet many schools are just beginning to realize the potential of Scratch to support project-based learning across subject areas and grade levels.

How can you integrate Scratch into your curriculum to help students learn to think creatively and work collaboratively? Here are three things to know about Scratch – and the opportunities it opens up for learners with diverse interests and backgrounds.

Read more..... <http://tinyurl.com/yb2cyq3o>



## Internet Safety Advice: Top 10 Tips for Parents

The thoughts of what your child might come across online can be worrying. Check out our top internet safety advice to make sure going online is a positive experience for you and your child. Read full article.....

<https://www.webwise.ie/parents/advice-top-10-tips-for-parents/>



## Kids & Tech: Tips for Parents in the Digital Age

In a world where children are "growing up digital," it's important to help them learn healthy concepts of digital use and citizenship. Parents play an important role in teaching these skills. Tips AAP to Help Families Manage the Ever Changing Digital Landscape:

- ✓ Make your own family media use plan.
- ✓ Treat media as you would any other environment in your child's life.
- ✓ Set limits and encourage playtime.
- ✓ Families who play together, learn together.
- ✓ Be a good role model.
- ✓ Know the value of face-to-face communication
- ✓ Limit digital media for your youngest family members.
- ✓ Create tech-free zones.
- ✓ Don't use technology as an emotional pacifier.

- ✓ Apps for kids - do your homework
- ✓ It's OK for your teen to be online.
- ✓ Warn children about the importance of privacy and the dangers of predators and sexting.
- ✓ Remember: Kids will be kids.

Media and digital devices are an integral part of our world today. The benefits of these devices, if used moderately and appropriately, can be great. But, research has shown that face-to-face time with family, friends, and teachers plays a pivotal and even more important role in promoting children's learning and healthy development. Keep the face-to-face up front, and don't let it get lost behind a stream of media and tech. Read entire article:

<http://tinyurl.com/ooxl6o6>



<http://stem-works.com/subjects>



A resource for teachers, mentors, parents, STEM professionals and volunteers eager to help children learn about science, technology, engineering and math.



## Google Drive Tips and Tricks/Organization

Wed., November 15th, 2017

<https://register.gotowebinar.com/register/7522783075950379011>

The webinar will discuss the very basics-what Drive is, how it works, what features it contains and how to do some organizational tasks.

## 5 Updates to Google Docs to Note

<https://tinyurl.com/ycnnemng>

Those updates mostly center around how keeping track of revisions to documents. One update was made to the Google Docs Templates Gallery.

### 1. Revision History is now called Version History.

This isn't a huge change. It just reflects that you can now name the different revisions or versions of your Documents, Slides, and Sheets.

### 2. A new "clean" preview.

This lets you see preview your document without the comments or edit suggestions made by your collaborators being displayed.

### 3. Make suggestions from Android or iOS devices.

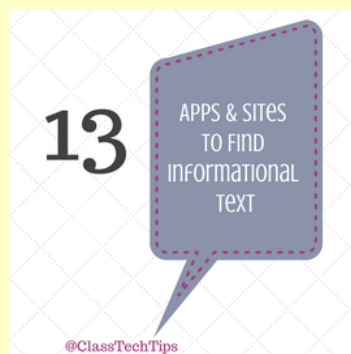
The menu in the bottom right corner of the document that you're viewing includes a new "suggest changes" option.

### 4. Accept or reject all changes in one fell swoop.

Rather than manually rejecting or approving every suggested change individually, you can approve or reject them all as one group.

### 5. Add-ons included in new Google Docs templates.

Not all of the templates in the Google Docs templates gallery include Add-ons, but some of them now do include pre-installed Add-ons. For example, the "reports" template now includes the EasyBib Add-on already installed.



Students need to have a balance of literature and informational text. If you're looking for sites that include nonfiction passages or high-interest articles here are a few worth exploring:

[Experience America HD Magazine](#)

[Scholastic News](#)

[Life on Earth](#)

[Wilson Center](#)

[Readworks](#)

[Newsela](#)

[Explore the Galaxy](#)

[Abraham Lincoln](#)

[DK Readers](#)

[Time for Kids](#)

[Penguin Leveled Readers](#)

[People HD](#)

[News-O-Matic](#)



**Grants for Teachers**

Email: [grantalert@GrantsForTeachers.com](mailto:grantalert@GrantsForTeachers.com)

[www.GrantsForTeachers.com](http://www.GrantsForTeachers.com) is a FREE resource for K-12 teachers. Search for K-12 grants by category, location, or grade.

<http://www.grantsforteachers.com/>

## Administrator's Resource Center

<http://tinyurl.com/zgl6dwb>



### **Post Reminders and Countdowns**

Share news about upcoming assignments, tests to study for, school events, and more.

### **Take Pics of Classroom Activities**

Take pictures of all the fun and learning going on in your classroom for parents, colleagues, and other students to see.

### **Show That You Are Human!**

Share questions or ideas for students to answer that tie back to your lesson or goal of the day.

### **Share Inspiring Quotes**

Push students to think more deeply, to be reflective, and to strive to be the best version of themselves.

### **Share 15-Second Book Talk Videos**

Highlight favorite books by creating a quick 15-second video on Instagram and giving a fun book talk.

**Your technology coordinator can assist you in getting started using the district social media accounts for your school.**

# TECHNOLOGY HUMOR

