



TECH BYTES



Orange Board of Education

March 2016 - July 2013

SimpleK12[®]

<http://www.simplek12.com/>

SimpleK12 is an online professional development tool that incorporates teacher learning into a social platform. Simple k12 allows teachers to create a profile, track their PD through a transcript of courses and outcomes, and access a broad range of content.

Teachers can communicate with one another through forums, upload resources to share with others in the community. The content is delivered through webinars, which cover a range of subjects from organizational skills to the Common Core.

Purpose: Engage, Learn

Primary Users: Teachers and Districts

Seeking Improvement: Pedagogy skills and Content knowledge

On-Brand Use: Watch webinars for professional development credit and participate in a professional learning community.

Platforms: web-based

Teachers can also manage their own participation through an exportable transcript, which provides data on things like training time, credit hours, webinars completed, and learning programs completed.

After teachers create profiles they can access the content on the site. Teachers can browse through a full course catalog of webinars, with over 1000 titles and 30 different categories, which are free for members and can be purchased or earned by non-members. The content on the SimpleK12 site is delivered through 30-minute webinars. The webinars are live training sessions, and recordings of these sessions can be accessed at any point.

The shared resources section includes “premium” resources from SimpleK12. These are ebooks created by subject matter experts. There are also thousands of free user generated resources including lesson plans, tests and quizzes, activity sheets, rubrics,

and Powerpoint presentations. All of these are searchable by subject, grade, and resource type.

The shared resources section of the SimpleK12 has thousands of resources created by both SimpleK12 and the community. The premium resources are those created by SimpleK12, and are in the form of ebooks, and range from lesson plans, to teacher jokes, to trivia games, to creating a blog in the classroom. The resource section also has lesson plans, Powerpoints, presentations, and other classroom resources created by community members. Teachers can browse by subject, grade, or resource type.

There are also hundreds of discussions on forums that SimpleK12's 400,000 community members can participate in. Members can ask questions or reach out for help from other teachers. One forum, school issues, has topics like "Facebook", "suggestions for online vocabulary", and "BYOD policies". Community members can start a topic or find a relevant topic and share their thoughts or advice.

SimpleK12 currently has a community of over 400,000 members from around the world. Though members are mostly teachers, there are also administrators, librarians, technology directors, and others who work with or around education.

Your building technology coordinator will be providing you with training and your log in during the month.

Introduction to Simple K12 Video

<https://vimeo.com/141833827>



**USE
TECH
FOR
A
PURPOSE**



**CHOOSE
THE
ACTIVITY
FOR
LEARNING**



**DON'T
WORRY IF IT
DOESN'T
WORK AS
EXPECTED**



**PLAN
CAREFULLY
SO
TECH
ENHANCES**



**DON'T USE
TECH IF IT
DOES NOT
ENHANCE
LEARNING**



**USE
TECH
FOR
LEARNING
COLLABORATIVELY**



**ASK
FOR A
DIGITAL
LEADER
TO HELP**



**REMINDE
YOURSELF
NOT
KNOWING
IS OK**



**SHARE
WHAT YOU
LEARN
WITH YOUR
TEAM**

Mark Anderson

www.ictevangelist.com

@ICTEvangelist



National Women's History Month 2016

**“Working to Form a More Perfect Union:
Honoring Women in Public Service
and Government”**

Lesson Plans and Resources

Time for Kids

<http://www.timeforkids.com/minisite/womens-history-month>

Teacher Vision

<https://www.teachervision.com/womens-history/teacher-resources/6678.html>

Education World

http://www.educationworld.com/a_special/women_history_lesson_plan.shtml

Lesson Plans Page

<http://lessonplanspage.com/womenshistorymonth-htm/>

Teaching History

<http://teachinghistory.org/spotlight/womens-history>

Edsitement

<http://edsitement.neh.gov/feature/womens-history-month>

The Learning Network

http://learning.blogs.nytimes.com/teaching-topics/celebrate-womens-history-month/?_r=0



<https://www.learner.org/>

Annenberg Learner's mission is to "Advance Excellent Teaching in American Schools." We have pursued this mission for more than three decades by funding and distributing multimedia resources for teachers (K-12 and college levels) to teach their subjects and to stay up-to-date in their fields. As our name Annenberg Learner implies, we focus on the teacher as a learner, as well as the student as a learner. In fact, all adults who are lifelong learners have enjoyed and benefited from using our resources.



The Literacy Design Collaborative (LDC) seeks to ensure that every student in America graduates from high school with the literacy skills necessary for success in college and career. LDC is a teacher-created instructional design system that transforms educator practice through the use of online tools and resources that facilitate collaboration, content development, and professional learning to effectively implement College and Career Readiness Standards (CCRS) in K-12 classrooms.

The LDC offers templates, modules, and guidebooks for teachers that make it simple to develop engaging literacy lessons under Common Core.



<https://edpuzzle.com/>

Easily Assess Student Engagement With Video Lessons With This Powerful Free Application

Being able to take any video and add questions to it that students must answer before continuing to watch is an outstanding technique for making a video lesson richer and more engaging. It also provides very useful feedback.

EdPuzzle allows you to pull videos from many common video sites (YouTube, Khan Academy, TED Ed, Vimeo, etc.) or upload your own and then do the following things with these videos. You can trim videos (clipping the beginning and/or end). Insert audio notes anywhere throughout the video (when the student watches the video and comes to the point at which an audio note has been inserted, the video pauses and the audio note plays).

Add voice over across the entire video clip (of course, that would only seem logical for videos with limited audio in them already, as these play while the video is playing).

Insert questions that must be answered in order for the viewer to continue forward. These can be multiple choice questions (which can easily be used for True/False questions), or open ended response questions. You can also provide feedback for each question (this displays after the answer is submitted).



<https://kids.usa.gov/teachers/calendar/march/index.shtml>



PARENT AND AFTERSCHOOL RESOURCES

<http://www.readwritethink.org/parent-afterschool-resources/>

Welcome to ReadWriteThink, your trusted reading and language arts resource—in and out of school.

Looking for engaging ways to introduce your child to reading or to encourage your teen to write? Need some age-appropriate book suggestions or rainy day activities? The materials here are your answer—all of them created by experts to be fun, educational, and easy to use outside of school.

2016 Monthly Fun Facts Calendar



Click on the March link below to find fun activities on holidays, events, and celebrations. There's something worth celebrating every day!

<http://life.familyeducation.com/calendar/printable/58376.html?month=3&year=2016&cc=us>



<http://www.stemedcoalition.org/>

The STEM Education Coalition works aggressively to raise awareness in Congress, the Administration, and other organizations about the critical role that STEM education plays in enabling the U.S. to remain the economic and technological leader of the global marketplace of the 21st century. Members of the STEM Coalition believe that our nation must improve the way our students learn science, mathematics, technology and engineering and that the business, education, and STEM communities must work together to achieve this goal.



National Science Foundation
WHERE DISCOVERIES BEGIN

STEM Activities and Resources for K-12 Teachers and Students

<http://www.gk12.org/resources/stem-activities-and-resources-for-k-12-teachers-and-students/>

Free Online Webinar

Chromebooks in the Classroom 101

A Free Online Conference for Teachers

Saturday, March 12th

10am-3:30pm EST

<http://tinyurl.com/ze8fq7t>

Conference Schedule

- Chromebooks 101: An Intro to Using Chromebooks in the Classroom
 - 20 of the Best Chrome Extensions for the Classroom
 - Go Paperless with Tech Tools for Chromebooks and Tablets
- Get Started Creating Engaging Student Projects with Chromebooks
 - Using Chrome Extensions to Differentiate Instruction
 - Google Chrome: One of the Best Browsers for Educators



Coding in the Classroom: A Long-Overdue Inclusion

One need not look to superstars such as Mark Zuckerberg or Bill Gates to justify reasons for using code and programming logic in the classroom. There's plenty of literature that illustrates its positive learning outcomes. Coding in the classroom is linked to improved problem solving and analytical reasoning, and students who develop a mastery of coding have a "natural ability and drive to construct, hypothesize, explore, experiment, evaluate, and draw conclusions."

But there are other compelling reasons for integrating code in the classroom.

Reasons to Teach Coding:

1. Coding is a new type of literacy.
2. Coding is a tool to improve educational equity.
3. Coding offers inclusion.
4. Coding can improve neuroplasticity.
5. Coding improves STEM proficiencies.

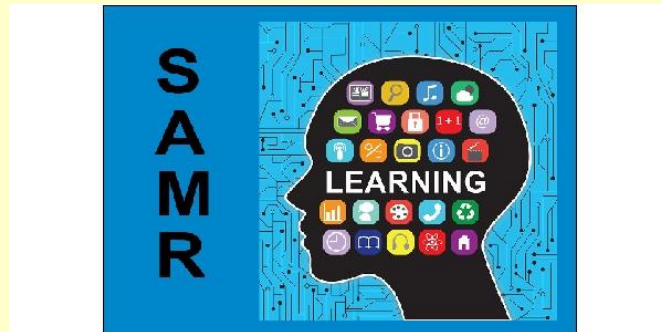
Complete Article: <http://www.edutopia.org/blog/coding-classroom-long-overdue-inclusion-merle-huerta>

VIDEOS

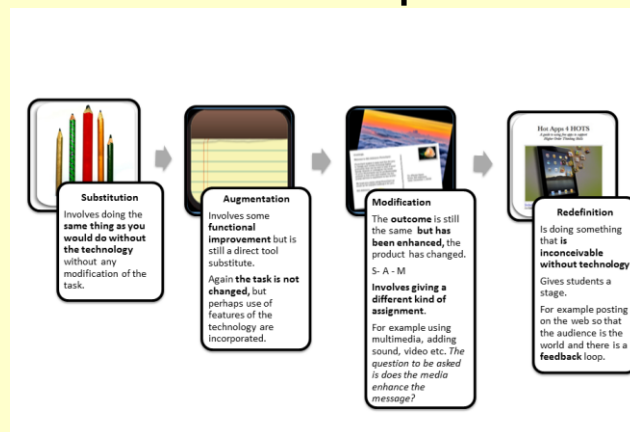
By making computer science a required course for high school, especially in lower socioeconomic schools, educational equity and opportunities improve.

Why Computer Science for Every Child
<https://www.youtube.com/watch?v=GsgBkLXtRE>

Cracking the code: Push to teach computer science in classrooms
<https://www.youtube.com/watch?v=sUXfjzzHO5g>



SMAR Examples



<http://edofict.wikispaces.com/SAMR+Examples>

Technology SAMR Model for Administrators - Part 1: Staff Presentations

This series focuses on the Substitution, Augmentation, Modification, and Redefinition (SAMR) model highlighting different tasks that school-based administrators may face during the school year.

<http://www.edutopia.org/blog/samr-model-1-staff-presentations-josh-work>



QR Codes (Quick Response Codes) are just barcodes. There is nothing fancy about them.

Just like the grocery store clerk uses barcodes to look up the product and scan the price into the computer, your mobile device or computer can look up QR codes to:

- take you to a website,
- read some text,
- give you a phone number, or
- generate a text message.

QR Codes are barcodes of information that hardlink the physical world with the online world. They are considered a form of simple augmented reality. The way QR Codes can be used in the classroom is only limited by our own and our students' imagination

Links that explore the use of QR Codes in the classroom:

QR Codes in the Classroom Portal

<https://www.smores.com/bp44-qr-codes-in-the-classroom>

40 Interesting Way to Use QR Codes in the Classroom

<http://tinyurl.com/3u2ee5y>

Make your own QR Code Scavenger Hunt!

<http://ilearntechnology.com/?p=4211>

QR Treasure Hunt Generator

<http://www.classtools.net/QR/>

QR Codes in the Classroom

<http://www.coetail.asia/geoffodell/2011/04/01/qr-codes-in-the-classroom/>

QR Codes Improve Web Access

<http://edte.ch/blog/2010/11/25/qr-codes-improve-web-access/>

QR Codes in Education

http://www.iste.org/connect/iste-connects/blog-detail/11-01-12/Using_QR_Codes_in_Education.aspx

QR Codes in the Classroom from Kathy Schrock

<http://www.schrockguide.net/qr-codes-in-the-classroom.html>

QR Codes as Assistive Technology

<http://otswithapps.wordpress.com/2012/01/01/qr-codes-as-assistive-technology/>

Teaching with QR Codes

<http://www.scoop.it/t/teaching-with-qr-codes>

link

QR Codes: Learning technology

<http://www.dontwasteyourtime.co.uk/presentations/qr-codes-learning-technology-qrcode/>

QR Code Generators

<http://qrcode.kaywa.com/>

<http://www.qrstuff.com/>

<http://www.qr-code-generator.com/>



Edit and share images

Chromebook has an integrated image editor that allows you to easily edit the images you have saved and share them with others. Here is how to open the image editor:
Click on the apps list icon and select Files to open the Files app.
Select the image you'd like to edit.
Click Open at the bottom of the screen.
To close the editor, just click x in the top-right corner of the screen.
Watch the video below to learn more about how to edit and share images and files.

https://www.youtube.com/watch?v=gNplhvGeD_c

Save and View Webpage Bookmarks

Here is how you can save web pages and create bookmarks of things you like to view later.

On the right side of your address bar, click the star icon. You can also do one of the following:

- Go to the Chrome menu > Bookmarks > Bookmark this page.
- Go to the web address bar at the top of the page and find the lock or the page. Drag either one into the bookmarks bar.
- Press Ctrl+D or ⌘+D.



Track Who Has Completed Your Form and More in the Latest Version of Google Forms

The latest update to the new version of Google Forms brings with it support for Forms Add-ons and Google Apps Scripts. You will now be able to use Add-ons like g(math) and Choice Eliminator in the new version of Google Forms.

Google Forms users within a Google Apps for Education domain will now be able to directly track who has and who hasn't completed a Form. You will have to send direct invitations to your Form in order for this function to work. The great thing about this function is that if you

see someone hasn't completed your Form, you can send him or her a reminder through the "send reminder email" function in Forms.

Here's Brooks Hocog's run-down of some other new and or updated options in Google Forms.

Use Templates from the Google Forms home screen: Use the templates now available on the Forms home screen to jumpstart your Form creation. We currently offer templates for customer feedback, event sign-ups, quizzes, and more.

Email notifications on Form submit: You can now get real-time email notifications when someone responds to your form.

View individual responses from the Forms editor: In addition to the summary of responses currently available in the Forms editor, you can now see individual survey responses as well. This will save you valuable time when analyzing your Forms. You can also print or delete individual responses from this screen.

http://www.freotech4teachers.com/2016/02/track-who-has-completed-your-form-and.html#.VsDXz_krKM8



Little-Known Google Sheet Features and Formulas for Teachers

Images

Sheets has a faster way to add images. Use the formula =image("url"), inserting a link to the image in the quotes.

Conditional Formatting

Consistency is nice in a spreadsheet. And here's a trick for fine-tuning the way you'd like to display your data. Select a range of cells, click "format," and then "conditional formatting."

Now build a set of rules to format your data. Perhaps you'd like positive figures in black and negative figures in red. Or scores below a 75% to be highlighted. Perhaps bolding every value above a 95%. You're only limited by your imagination here.

Data Validation

Collaborating is the best. But sometimes there are data points you'd like to keep formatted in a specific way. Use Google Sheets Data Validation in those cases; this tool will allow you to restrict values of certain cells, force collaborators to select values from a list, or warn them when they've entered something that doesn't fit the scheme you have in place.

To use data validation on a set of cells, select “data” and then “validation.” You’ll be prompted to include instructions that users will see when they hover over a cell you’ve validated.

The validation menu will also allow you to lock in the formula a collaborator uses in a cell, a date range, or custom text options. A tricky way to keep your data squeaky clean.

For additional features visit: <http://blog.chalkup.co/google-sheet-tips-features-formulas-for-teachers>



Administrator’s Resource Corner



Engage Kids in the World of Art

<http://www.metmuseum.org/collection/metkids/>

#MetKids is a digital feature made for, with, and by kids! Discover fun facts about works of art, hop in our time machine, watch behind-the-scenes videos, and get ideas for your own creative projects.

#MetKids is a digital feature made for, with, and by kids! The Met uses an interactive map, watch behind-the-scenes videos that feature kids just like you. Travel through more than 5,000 years of art in our time machine.

MetKids is a kid-friendly gateway to New York's Metropolitan Museum of Art. The site features three major sections: "Map" lets users explore an interactive cartoon map of the Met, clicking red dots to learn more about the artwork and yellow dots to learn about visitor spaces in the museum. Each red dot lets users view a work of art in detail, and they can click "Listen" (to learn more about the work in a child narrator's voice), "Discover" (to read more background information), "Imagine" (to imagine what the artwork might mean more broadly in its original context and today), and "Create" (where kids can create their own art related to the work they've just explored). There's also an "even more information" link that kids can tap to enter the Met's website for grown-ups and explore the work in even greater detail.

How to Blur Faces & Objects in YouTube Videos



Sharing video highlights of school events can be a great way to build community interest in the good things that are happening in your school. The challenge that many teachers and administrators run into is making sure that the privacy requests of parents are honored.


In the past YouTube offered an automatic face blurring tool, but it was a bit crude as it blurred all faces including those that you might want to show like your own. This week YouTube introduced a better object and face blurring tool. In the YouTube video editor you can now select which faces and objects you want to blur in your videos.

<https://www.youtube.com/watch?v=rM2B6ymt66o>

TECHNOLOGY HUMOR

© MARK ANDERSON

WWW.ANDERTOONS.COM



"It's a highchair, not a charging dock."

© MARK ANDERSON

WWW.ANDERTOONS.COM



"I heard she has eyes in the back of her head, but I suspect more likely it's some combination of Google Glass and a smartwatch."