



Land & Aquatic Snail Unit for Kindergarten

By Tickled2teach

[http://www.teacherspayteachers.com/
Store/Tickled2teach](http://www.teacherspayteachers.com/Store/Tickled2teach)



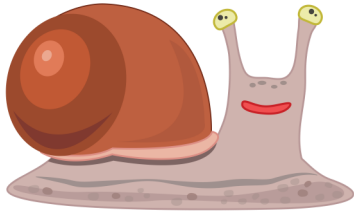


Table of Contents

Interesting Facts

Labeling Body Parts

What they eat

What they do when...

Craft

Informational Writing

Little reader & vocabulary words

Where do I find land snails and aquatic snails for this unit?

You can find them in your own backyard or park. If you have trouble finding them, you can visit pet supply stores or contact online live specimen suppliers like Carolina Biological, at <http://www.carolina.com>.

What do I put them in?

You will need a clear plastic container (for easy viewing) with an aerated lid. Fill one side of the container with river rocks. Fill the container with water so that the rock tips are above the water line (this is for the land snails).


What do I feed them? Snails will eat fruits and vegetables like sweet potato slices, cucumber, clover, carrot leaves and peelings, turnip leaves, parsley, blueberries cut up, and raw oatmeal (softened).

Interesting Facts


1. Snails are mostly herbivores.
2. They are gastropods (meaning "belly footed animal").
3. They have little teeth on their tongue called radula. The radula help to tear up food.
4. Snails can live in the sea, in freshwater, and on land.
5. When threatened, they can retract up into their spiral shell.
6. They have a soft body without segments.
7. Snails secrete mucus to help their locomotion (to glide on).
8. Sea snails breathe with gills and land snails breathe with lungs but freshwater snails use either or.
9. Snails can live 10-15 years in captivity but far less in the wild.
10. Snails can hibernate in cold weather.
11. They retract and seal their opening to protect them from drying out.
12. Snails have 2 sets of tentacles. On land snails, the eyes are at the tip of the longer tentacles. The shorter ones are used for smelling and feeling.
13. Snail predators include: beetles, snakes, toads, turtles, ducks, geese, and chickens.

Snail

Science Journal




By _____



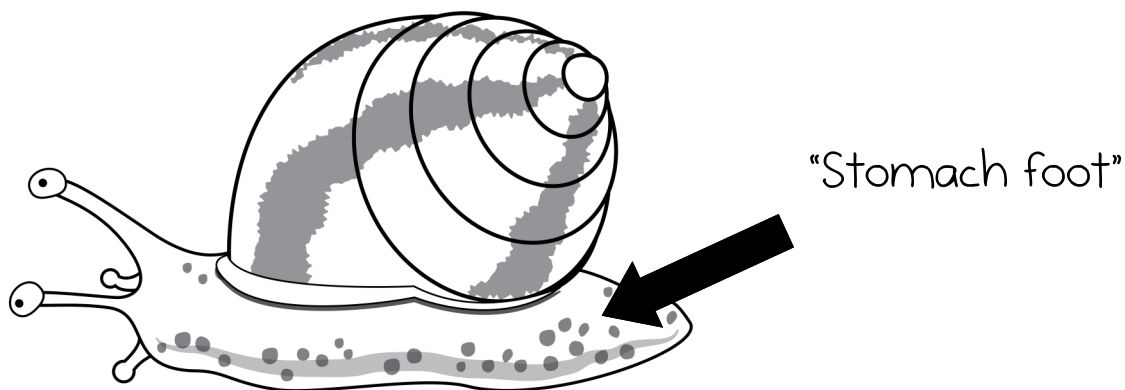
Snails

By Jenny Sutton,
Tickled2teach

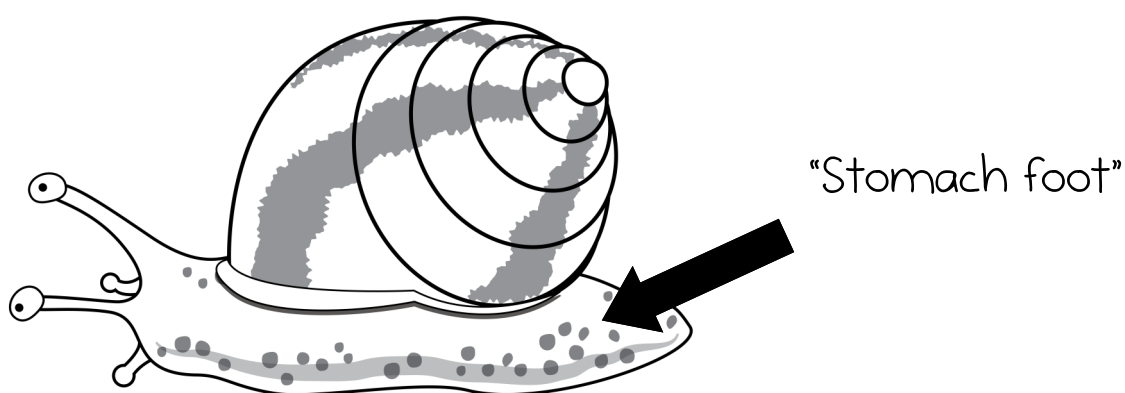


Snails

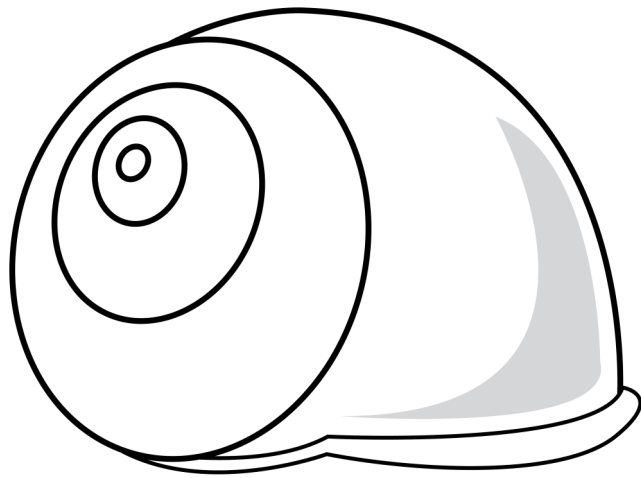
By Jenny Sutton,
Tickled2teach




Snails are called gastropods.



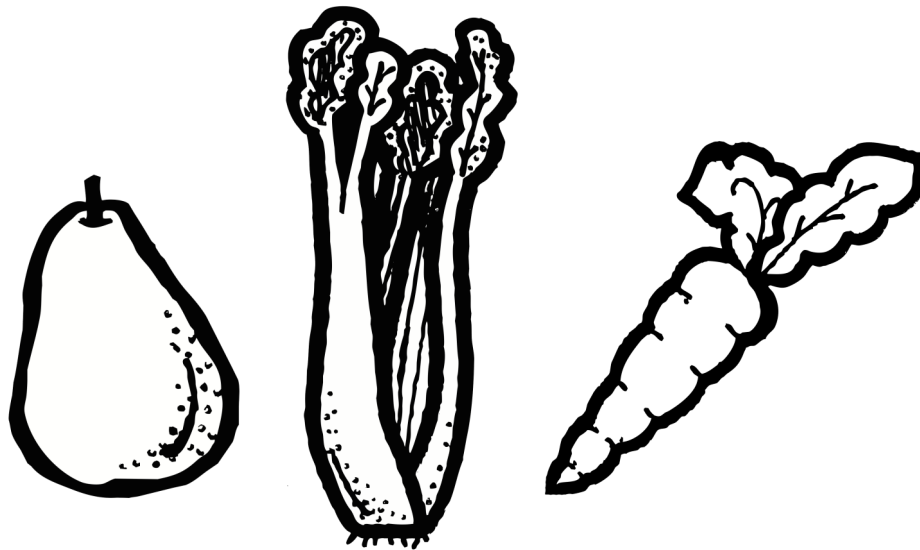
Snails are called gastropods.




They have a shell to protect
their soft body.



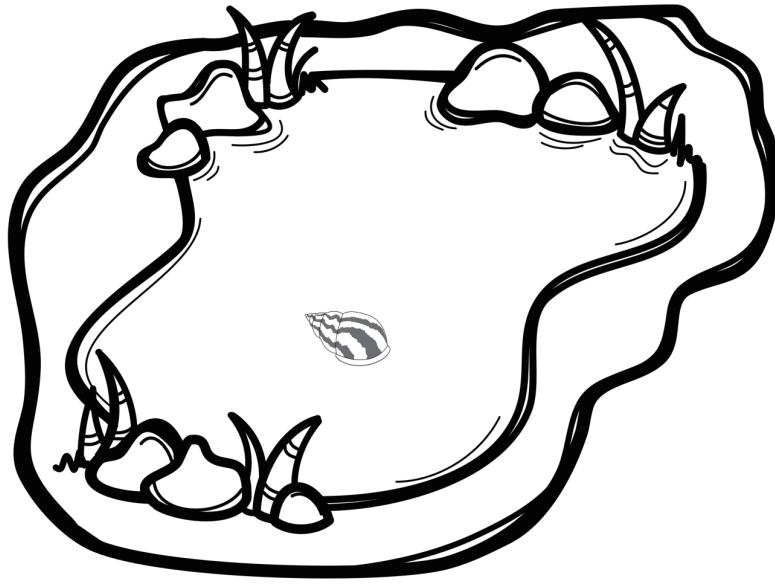
They have a shell to protect
their soft body.



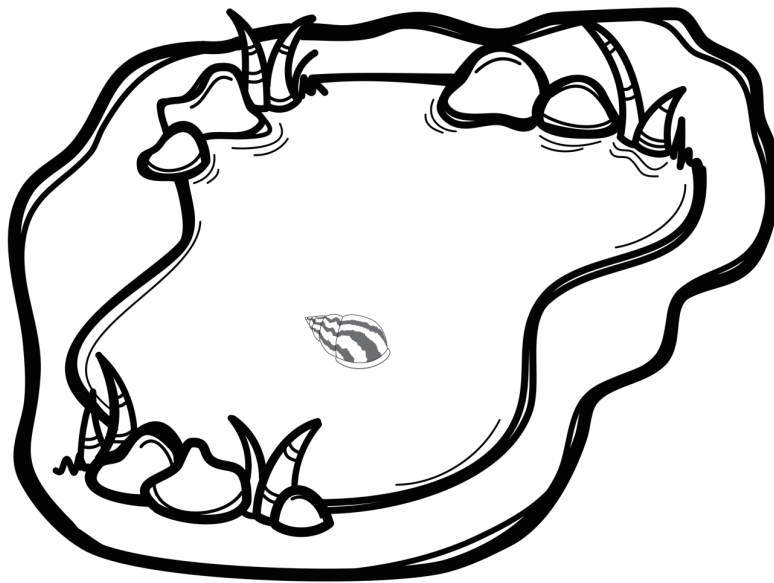
Most snails eat leaves, bark,
fruit, and vegetables.




Most snails eat leaves, bark,
fruit, and vegetables.




Some snails live in water.




Some snails live in water.




Some snails live on land.



Some snails live on land.



Land snails glide on mucus
that their body makes.



Land snails glide on mucus
that their body makes.

Draw and write 1 more thing about snails.

Draw and write 1 more thing about snails.

Science Vocabulary

snail	aquatic	habitat
gastropod	foot	terrestrial
mucus	gills	tentacles
body	feel	glide

Science Vocabulary

moist

algae

fruit

vegetables

spiral shell

mollusk

oyster

clam

retract

radula

predator

locomotion

Parts of the Snail

Shell

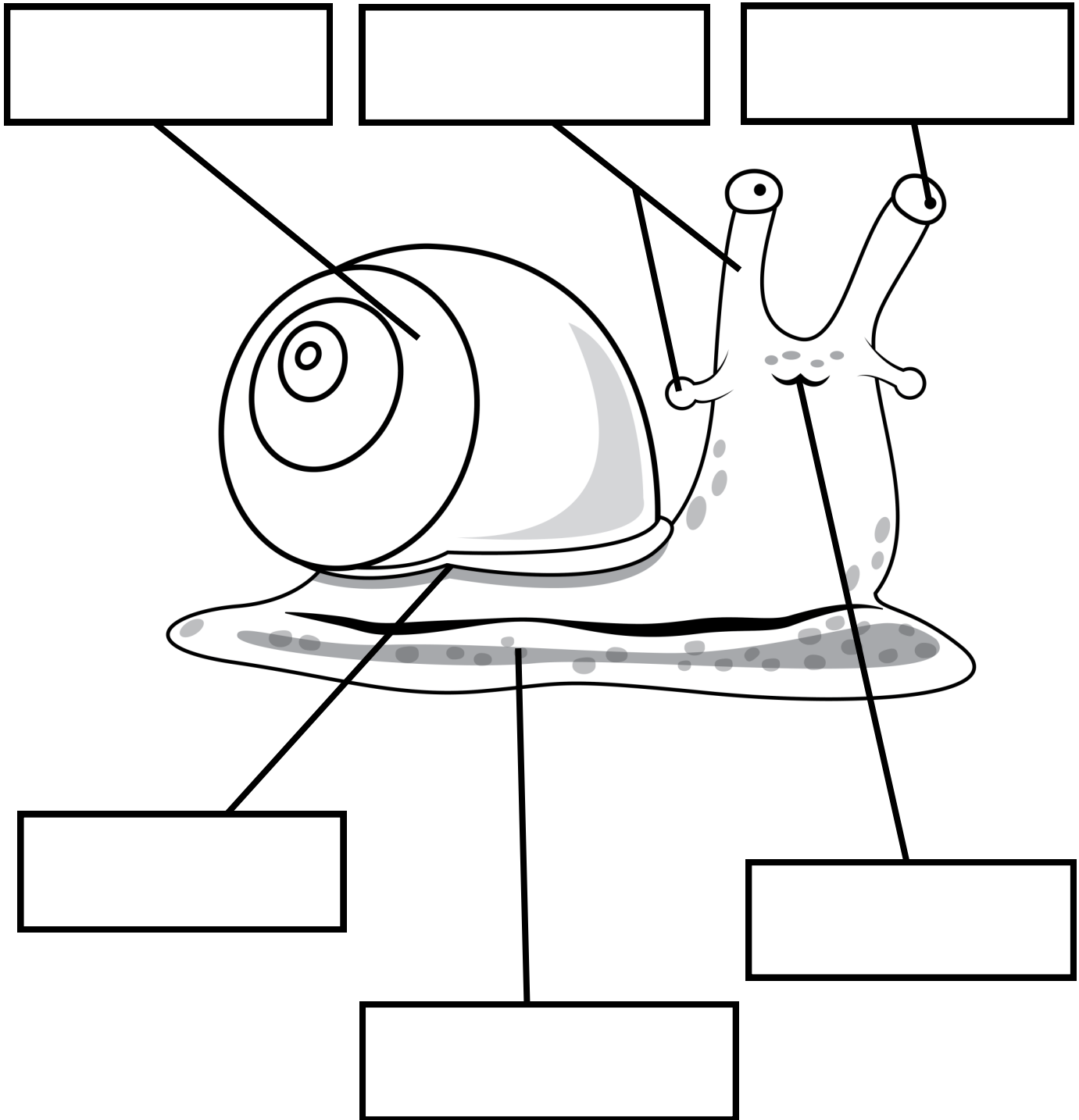
tentacles

eye spot

belly foot


mouth

respiratory pore



What Do Snails Eat?


Draw



Write

Snail Observations

Draw



Write


Habitat: Land or Water

Observe your snail habitat. Can you tell a difference between the snails? Where do the snails like to hang out? Tell about each kind of snail.

Land Snail	Aquatic Snail

Snail Habitat

Draw



Write

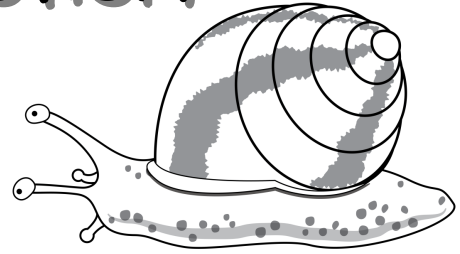

Land Snails vs Aquatic Snails

Observe both kinds of snails. How are they alike and different?

ALIKE	DIFFERENT

Snail Locomotion

Observe your snails. How do they move?



Draw

A large empty rectangular box with a black border, intended for drawing.

Write

Four horizontal lines for writing, spaced evenly.

Land Snails



have

can

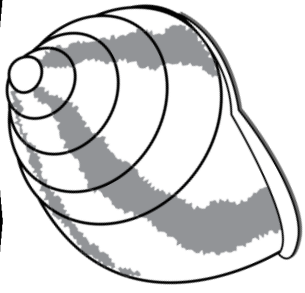
are

Three vertical lines for handwriting practice.

Three vertical lines for handwriting practice.

Three vertical lines for handwriting practice.

Aquatic Snails



are


have

can

All About Snails

By _____

Snail craft



Directions: Copy the snail foot onto brown or manila card-stock or construction paper. Have students sponge paint the back of a paper plate using any shade of brown and/or green paint. Draw on a shell swirl with a dark colored marker after the paint is dry. Use craft glue or hot glue to attach tiny googlie eyes to pipe cleaners for the antennae. Use the snails to accompany the snail writing project for a bulletin board display.





Table of Contents

Interesting Facts

Labeling Body Parts

What they eat

What they do when...

Craft

Informational Writing

Little reader & Vocabulary words

Where do I find land snails and aquatic snails for this unit?

You can find them in your own backyard or park. If you have trouble finding them, you can visit pet supply stores or contact online live specimen suppliers like Carolina Biological, at <http://www.carolina.com>.

What do I put them in?

You will need a clear plastic container (for easy viewing) with an aerated lid. Fill one side of the container with river rocks. Fill the container with water so that the rock tips are above the water line (this is for the land snails).



Land Snails

can
have
are

Snail Science Journal

By _____

Habitat: Land Water

Observe your snail habitat. Can you tell a difference between the two? Where do the snails like to hang out? Tell about each kind of

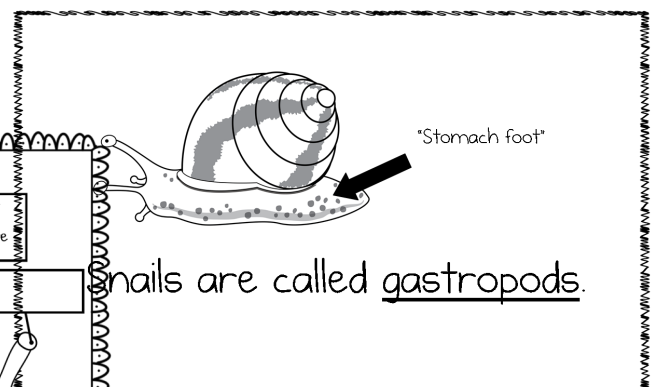
	Aquatic Snail

Science Vocabulary			
body	mucus	gastropod	snail
feel	gills	foot	aquatic
glide	tentacles	terrestrial	habitat

Parts of the Snail

Shell
tentacles
eye spot

belly foot
mouth
respiratory pore



26 pages !!



Thank you for downloading this unit. I hope you enjoy using it in your classroom. I appreciate feedback and followers to help my store grow! You can find other science units in my store as well. Shop [tickled2teach](http://www.teacherspayteachers.com/Store/Tickled2teach) on TPT for more fun activities!

Remember, this download is for your classroom only. Please direct friends and co-workers to my site or purchase additional licenses.



Much Love and Happy Teaching!

Jenny

If you like my graphics, check out these amazing artists:

<http://www.teacherspayteachers.com/Store/Christine-Obrian-Creative>

<http://www.teacherspayteachers.com/Store/Scrappin-Doodles>

<http://www.teacherspayteachers.com/Store/Krista-Walden>

<http://www.teacherspayteachers.com/Store/First-Grade-Fancy>

<http://www.teacherspayteachers.com/Store/Mad-Clips-Factory>

Some of my snail information came from these sites:

<http://www.kiddyhouse.com/Snails/snail.html>

<http://www.snail-world.com>

