



TECH BYTES



Orange Board of Education

November 2018 2013

National BLOCK IT OUT DAY! **Erase Online Negativity**

The first Wednesday of every November - this year, **Wednesday, November 7, 2018** - is [National Block It Out Day](#). On this day we all unite to block negativity from our digital lives and, by doing so, erase homophobia, LGBTQ discrimination, racism and hatred online. It is so important to recognize that each of us has the power to choose what we give our attention to online. We can all choose to block out online the hatred, trolls and bullying that makes up the culture of cyberbullying. Cyberbullying is one of the most serious threats to youth today because it is persistent and permanent, yet hard for parents and teachers to notice.

It's time to make a change. On Block It Out Day, STOMP Out Bullying™ is encouraging everyone who is being bullied, trolled and mistreated online to block out their bully on social media, say no to the negativity, and choose positivity. Let's block the negative messages we each receive from social media, create a safe positive online space, and encourage and empower others to do the same. We can and will erase negative messages. We can and will take that power away from our bullies.

Let's Create a Chain Reaction

How do we create a chain reaction? It's simple. Share the information with everyone you know. Use your power and presence to spread the word. Post, tweet, text and forward! Tell everyone you know about Block It Out Day. You may be surprised to learn who is suffering in silence. Together, we can create a chain reaction of positivity online. We are asking youths around the world from every corner of the web to share this message of positivity. Pay it forward and let's shut the bullies out.

Why is this important? When someone who is being harassed and trolled online, often and aggressively, continues to allow that harasser access to their social media, they willingly give their power to the bully. This only allows bullying to continue. It takes bravery, but when a person blocks out their bully, and encourages their friends to do the same, they are leading by example and helping others erase negativity. When we come together in this way, we create a ripple effect that erases the spread of hate and cruelty on social media. On Block It Out Day, you block out more than your bully; you're blocking out cyberbullying for all.


Last year on this day over 2.5 million people created a chain reaction by participating in and spreading the word to their friends and family who Blocked Out cyberbullies, haters and trolls. Join us. We can't make this happen without YOU. Spread the word about Block It Out Day and get your friends to pass it on. On Block It Out Day, be part of the movement to STOMP Out Bullying™ and Change The Culture for good. Block It Out Day is not about likes vs. dislikes. This day is about POSITIVITY!

DTT 
THE MAGAZINE

Traits of an Amazing Teacher

1. They listen
2. They are positive
3. They are resourceful
4. They ask questions
5. They are personable
6. They overachieve
7. They are passionate

Let's take it a step further... What if those traits instead were in an article in a computer magazine? It would be titled, "Things Technology Can't Do."

DTT 
THE MAGAZINE

~~Traits of an Amazing Teacher~~
Things Technology Can't Do

1. They listen
2. They are positive
3. They are resourceful
4. They ask questions
5. They are personable
6. They overachieve
7. They are passionate



On November 11, we honor the wartime service and sacrifice of men and women in the armed forces who have fought to preserve our freedom. Celebrate this special holiday with activities and Web-based ideas to help the children in your classroom understand Veterans Day's significance.

Resources:

Veteran's Day and Patriotism (Grades 3-5): Students are introduced to some of the symbols, songs, and pledges that represent our country and which have special significance to veterans.

<https://www.scholastic.com/teachers/lesson-plans/teaching-content/veterans-day-and-patriotism/>

What is Veteran's Day? (Grades 9-12):

Use this lesson to familiarize English as a Second Language students with the American holiday Veterans Day. <https://www.teachervision.com/what-veterans-day>

Our Veteran's Wall (Grades 3-8)

This is a brief activity to introduce the importance of remembering our veterans. This can be a simple one-day lesson or you can turn it into a lengthy assignment with modifications of your own.

<http://lessonplanspage.com/ssveteransdayveteranswallidea312-htm/>



Election Day in the United States of America is the Tuesday following the first Monday in November. It is the day when popular ballots are held to select public officials. These include national, state and local government representatives at all levels up to the president.

Resources:

Getting out the vote: An Election Day classroom experiment (Grades 3-12):

Students learn through a hands-on experiment why voting is important. They learn the potential impact of deciding not to vote. https://www.educationworld.com/a_lesson/00-2/lp2087.shtml

Let the Campaign Begin (Grades 3-5):

Students discuss presidential elections, identify desirable leadership qualities, and create a campaign for a fictional character.

<https://www.scholastic.com/teachers/lesson-plans/teaching-content/let-campaign-begin/>

Improving Elections in the United States (Grades 6-12):

Classrooms can use this lesson to study how the voting process differs around the country and to discuss issues related to elections administration. <http://www.pbs.org/pov/electionday/lesson-plan/>



6 SEL Secrets for Success: Building Social Emotional Learning Digital Connections in the Face-to-Face Classroom

By Vicki Davis, @coolcatteacher

Social Emotional Learning (SEL) helps students learn not only how to get along with one another (social), but also how to handle their own emotions (emotional) as they process and cope with life. SEL has certainly become a buzzword, or “buzzphrase.” Perhaps it’s because education mistakenly became so focused on helping kids pass the test that we’ve forgotten an important piece: kids need to pass through life working with people and coping with the emotional rollercoaster of life itself.

The SEL model and framework at the [CASEL website](#) discusses the self-awareness, self-management, responsible decision-making, social awareness, and relationship skills needed to be successful in the world. However, as a teacher, I believe that lecture and direct instruction aren’t the most effective ways to teach SEL. As teachers, we have to model social and emotional skills and help students practice them.

Here is some insight into how I build SEL connections with my students both digitally and in the face-to-face classroom. Let’s look at this within the framework of the MORE model.

Using the MORE Model

As previously stated, I believe that the best way to teach SEL is through observation. Lecture and worksheets have never been successful approaches for this in my classroom, so I’ve developed a method based upon Albert Bandura’s four stages of observational learning to teach my students the SEL they need. Certainly, there are curricula and materials you can use as well, but here is what I do.

These four stages of observational learning include:

Attention: Students need to pay attention to what is happening

Retention/Memory: Students need to notice the behavior and remember it at a later time

Initiation/Motor: Students must be intellectually/physically capable of reproducing the act

Motivation: Students must have the motivation to reproduce the desired behavior

Based upon realizing these four things, I use a system that fits with the acronym **MORE** to teach students the social and emotional skills that they’ll need to be successful:

Model — I model the behavior that I'm teaching. I typically do this for 6-8 weeks so that students will notice and retain it as I build learning upon modeling social and emotional habits.

Observe — I observe the interactions of my students and their individual behaviors so that I can respond appropriately with the proper social and emotional skill.

Respond — I respond with the appropriate aspect of SEL that can be taught based upon that observation or event in the classroom.

Encourage — After I've helped students pay attention to what is happening and see that they're retaining it, I help and encourage them to start using the behavior in their own lives and to continue practicing it in the future as we recall how to respond in those circumstances.

Read entire article to see what [MORE](#) looks like in the classroom.



HOW TO USE TECHNOLOGY TO SUPPORT ELLs IN YOUR CLASSROOM

English-language learners (ELLs) come into our classrooms with a wide variety of specific and unique needs for language acquisition. It's hard to talk about them all as one group -- ELLs represent a diverse range of students in every sense. It's needless to say: Working with ELLs is often challenging and also highly rewarding.

Because there are so many apps and edtech tools available today, you might expect to find lots of them made specifically for ELL, bilingual, or dual-immersion classrooms. Unfortunately, this isn't the case: Tools designed specifically for English-language learners are few and far between (though there are definitely some out there).

There are, nevertheless, a lot of great edtech tools and strategies you can use with your ELLs, even if the tools themselves aren't ELL-specific. Some might even be tools you've already heard of or used -- with an ELL-specific use case that's been hiding in plain sight.

So, what's the best way to find and use great digital tools with your ELLs? A lot will depend on your students' specific needs, but here are a few things to think about when finding the best tools for your classroom. Read more.....



<https://www.theeslnexus.com/2017/04/7-technology-tools-for-newcomer-ells.html>




We've had "unconferences" in the form of EdCamps for years. Now we have [Unhangout](#) for "unwebinars." Unhangout is a free video conferencing service developed by a small team at the MIT Media Lab. Unhangout provides free video conferencing spaces that include chat and the ability to create break-out groups from the main video conference. The purpose of the break-out feature is to let the group start with a big conversation and then let small groups split off for conversations that develop during the conference. In that sense it's a bit like the EdCamp "unconference" model. Watch the video to learn more Unhangout. https://www.youtube.com/watch?time_continue=119&v=vYxmd3BmOW0

Applications for Education

Unhangout could be a good tool for online, informal professional development in the EdCamp model. Unhangout could offer a more personal connection to the folks with whom you're discussing the issues of the day.

This is a great way for educators to host a backchannel that can be used in any number of ways in education, from assessing learning to professional development. There are lots of options to like such as: nice user interface, hosting videos, private invites, breakout sessions, and more.



<http://ditchthattextbook.com/2018/10/19/12-must-have-templates-for-teachers-and-students/>

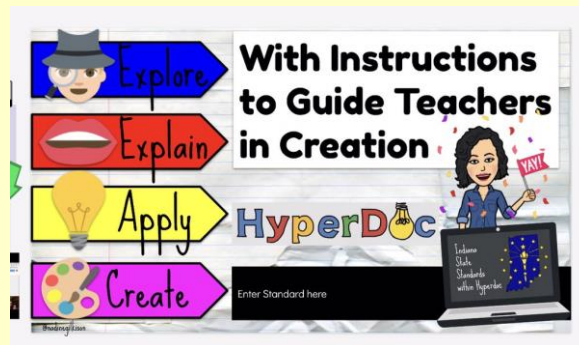
Templates provide teachers with a starting point as we design lessons or activities for our students. Templates can also give students a way to organize information and focus on showing what they know. Here are lots of templates and lesson ideas for you to use in your class.

Sometimes just getting started with a task is the hardest part. Where do you begin? How do you organize all of your ideas in a way that others can understand? Templates can help with that.

Templates can guide teachers as they design great lessons or activities. They are also powerful tools to use with students, helping them organize their thoughts and ideas.

Below you will find 12 must have templates for teachers and students. Be sure to check out whole Templates Pinterest board full of even more resources. <https://www.pinterest.com/ditchthatxt/templates/>

1. HyperDocs are powerful designed digital lessons. Nadine Gilkison shared her [HyperDoc templates](#) for primary and intermediate students. You can also find many more at HyperDocs.co/templates.



2. Did you know that Google has many ready-to-use templates for Docs and Slides available? In addition to templates for education, there are lots of others for work or even for your personal life. Just go to docs.google.com/document or docs.google.com/presentation and click on “template gallery”.

3. [Caption This](#) can be used in any subject area to add an extra layer of critical thinking. Create your own simple template in Google Drawings or Slides and share with your students for a fun, deep thinking activity.

4. Ryan has a whole collection of incredible templates on his website creativeedtech.com. Some crowd favorites are his Time and National Geographic magazine templates. These can be adapted and used in almost any subject area.

5. If you are looking to spice up a presentation or give your students more options than the themes available in Google Slides check out [Slides Carnival](#). Be sure to teach your students how to give credit to the original creator of the template by including the credit slide at the end.

6. Use these templates from Tom Spall to create your own [digital menus](#) for your students. You can leverage the popularity of the latest video game craze with his Fortnite themed choice menu template or adapt it to fit your students’ interests.

7. Graphic organizers are helpful tools in any subject. Eric Curts has created [30 Google Drawing](#) graphic organizers for you to use and adapt for your students.



[Biteable](#) is an excellent site for creating stunning presentations/slideshows. Studio-quality videos in a snap Make unbelievably good videos, unbelievably fast. All a user has to do is select a template (or create one from scratch), select a color scheme, and add audio to create a beautiful product. Best of all, an educator can publish/share a presentation via unique URL or embed it into a site or blog. Also, a user can set their presentation to public or private to help abide by CIPA/COPPA compliance. Best of all, teachers can use Biteable in a wide number of ways such as: project based learning, digital storytelling, introducing a topic, and much much more.



<https://www.wisc-online.com/gamebuilder>

GameBuilder is an excellent site for game based learning. Not only can an educator find any number of games on a wide range of subjects they can also select a template and create their own game. The site also has a large collection of games created by its users. Once a game is created it can then be shared w/ others via a unique URL.

THIRD ANNUAL CODE-A-THON

Start Coding with EasyCode!



Try the Code-a-Thon during November 12-16

You and your students don't need to have prior experience with coding to participate in the Code-a-Thon. Once you register, we'll send you everything you need to prepare, including video tutorials and ready-to-go lesson plans.


Get your students excited about coding with this fun contest November 12-16, 2018. Coding helps nurture student creativity, computational thinking, collaboration, and confidence! No prior experience required; students need computer access during the contest. Register your students and determine which coding solution you'll compete with. We'll equip you with lesson plans, posters, and everything needed to start. Get your students coding from November 12-16 and don't forget to have fun!



GOOGLE CHROME APP

SHADE Your Content for

Structured Instruction



Chunking your instruction into smaller sections for direct/guided instruction is a great way to purposefully provide students with content without overwhelming them. This method also allows you, as the instructor, the ability to carefully go through reading passages, math problems, note taking, articles, procedures, tutorials, and much more at your own pace. A great way of allowing students to obtain information in this specific way is to use a digital screen shade.

There are many ways to do this in your classroom. Here are a couple of ideas to help with your instruction:

- Add this awesome chrome extension from the EdTechTeam
- Go to any website and use the [ScreenShade extension](#) to quickly cover the screen to control the pace of the lesson.
- This one is my favorite screen shades because it's a Google Chrome extension. Thus, it's incredibly easy to use for both teachers and students.
- Also, the COOLEST part about this screen shade is that you can set an "end-timer" to the screen shade, so that once the timer is up, it will automatically turn off and close, revealing everything behind it.

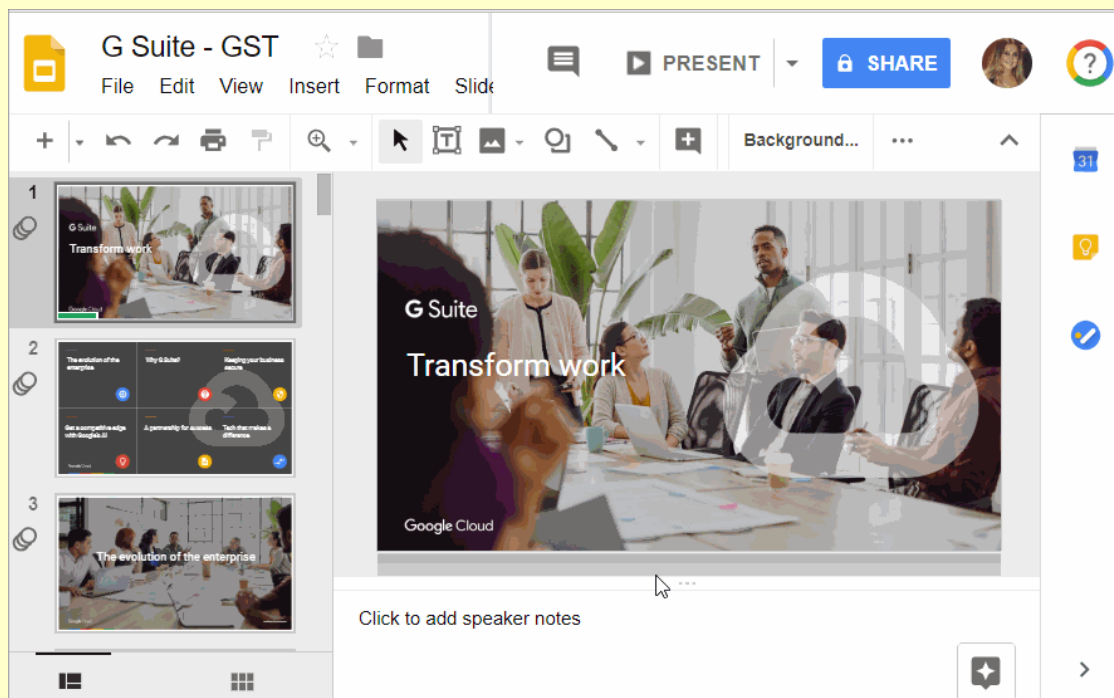
Explore

Explore Feature in Google Docs and Slides

The Explore feature in Google Docs and Slides makes it simple to search for Google Drive files related to whatever you're currently working on

With the latest feature, all users can view images and charts in those files, from within the Explore panel and insert them quickly and easily into their document or slide.

- Look for the Explore icon situated at the bottom right-hand side
- Open Explore within your Google Document or Slide
- Use the search bar to search for a document, presentation, image, chart, or webpage. Search results will show in categories: Cloud Search, Web and Images.
- To add an image or chart: select the item you want to add > click anywhere on the image or chart > click Insert. Or simply hover over the image and click + (Insert Image).





<https://www.prekinders.com/>

If you are looking for teaching ideas and printable activities to help you teach Pre-K or Preschool, you are in the right place. You will find hundreds of classroom tested lessons and ideas to teach Pre-K: everything you need from math to literacy, fine motor to classroom management. Whether you are a teacher, parent, librarian, or anyone who wishes to teach early learners, you are welcome here!

Preschool kids can play and have fun while learning the skills they need. Here at PreKinders, we believe hands-on, active, playful learning is important in the early years.



Is Your Child Ready for a Cell Phone? Consider the fine print before you let your child go mobile. By Susan Davis

No doubt about it: Cell phones are a great way to stay in touch anytime, anywhere. But is your child old enough to have one? It's a tough call for many parents because it's not just about age.

You need to know what's involved -- in terms of both the phone and your child's well-being -- and the potential consequences of letting your child have a phone before deciding about adding that second line to your account. Read entire article.. : <https://www.webmd.com/parenting/features/children-and-cell-phones#1>



36 Resources for STEM Project-Based Learning Activities

If you're a teacher or homeschool parent looking for ideas for [STEM project-based learning activities](#), then you've come to the right place! We've compiled a list of terrific STEM project-based learning activities that can be tailored to meet your students' needs.

Our list breaks down the learning activities by subject: Science, Technology, Engineering, and Math. Many of these activities are customizable so they can be catered to toddlers all the way up to high school aged students.

FREE WEBINAR




Title: [Digital Citizenship for Tweens and Teens](#)

Date: Thursday, November 08, 2018

Time: 03:00 PM Eastern Standard Time

Duration: 1 hour

Gain insight into the latest trends and tools related to digital citizenship and cyberbullying. Experts will share information on targeted initiatives for tweens and high schoolers, as well as insight into the latest research on preventing and addressing cyberbullying. Learn strategies for fostering student citizenship and a supportive school climate to positively impact student behavior in the digital realm.



PARENT'S GUIDE TO TECH

<https://www.internetmatters.org/advice/tech-guide/>

Children will always want to own gadgets and tech products, and as they get older may ask for their own mobile phone or tablet. When buying devices for your child, it can be difficult to know what to look out for from an online safety perspective and what's age appropriate.



[The Center for Interactive Learning and Collaboration](#) is a premier one-stop website for live, interactive learning experiences. The Center for Interactive Learning and Collaboration (CILC) has been a clearinghouse between educators and content providers for over 20 years.

Unique Benefits Include:

- Programs are INTERACTIVE! Participants are able to see and hear the experts, so engaging dialog occurs.
- Programs are high-quality, evaluated by educators for educators.
- You can find many of our Content Providers in TIME magazine's list of top U.S.A. museums
- While many programs charge a fee for their professionally-produced, interactive programs, many offer discounts, and some are totally FREE!
- CILC.org is the premier one-stop website where organizations can find programs that align with curriculum, reserve programming, and proceed to the interaction with the content provider

Other Benefits!

- Find and post collaborative projects for your learners to connect with peers around the world.
- Join a Personal Learning Community to learn and collaborate with peers
- CILC staff are available to provide consulting expertise in videoconferencing integration
- "One-Click Connect" allows members to connect to content providers using only a browser on any device-laptops, tablets and even s



Catch up on everything new in G Suite for Education from September 2018, and see great ideas and resources!

Below is the recorded video from our September 2018 Google User Meeting, along with the meeting agenda and all the awesome resources and G Suite updates from the last month. This includes 18 new Google updates and 23 Google resources for your class.

<https://www.controlaltachieve.com/2018/09/google-news-sep2018.html>

Administrator's Resource Center



Principals Support SEL Efforts-But Want More Teacher Training

Almost all principals agree that it's important for schools to promote and teach social-emotional skills and that all students can benefit from social-emotional learning (SEL) programs, according to a new survey conducted by the Collaborative for Academic, Social, and Emotional Learning (CASEL), in collaboration with Hart Research Associates.

They widely agree that SEL can contribute to a positive school climate, improve relationships between students and teachers, decrease bullying, prepare students for careers, improve academic performance and increase graduation rates.

The findings, based on the responses of 884 Pre-K to 12 public school principals and interviews with district leaders, also show that only about a third of principals say they have a plan for teaching and systematically implementing SEL throughout their school, and only about a quarter of them said they could be considered "high implementers" of SEL based on CASEL's benchmarks. [Read more.....](#)

READY TO LEAD

A National Principal Survey on How Social
and Emotional Learning Can Prepare
Children and Transform Schools


The idea of integrating the social, emotional, and academic dimensions of learning – and the promise

of improving our children's outcomes and unleashing the power of schools and communities as spaces that nurture their full development – has galvanized the educational community's interest with an enthusiasm rarely seen in the history of American education.

It is our hope, as the Co-Chairs of the Aspen Institute's National Commission on Social, Emotional and Academic.

This report illustrates the motivation behind these school leaders' commitment: they realize that developing the whole student is the key to creating schools that are safe and challenging; is fundamental to shaping students who are supported and inspired; is critical to ensuring that teachers can be effective and fulfilled; and is the foundation of communities where citizenship, purpose, employment, and stability are possible for every child. [Read full report...](#)

TECHNOLOGY HUMOR



© Randy Glasbergen
glasbergen.com



"We were supposed to watch a presentation called 'Adjusting to New Technology' but they couldn't get the VCR to work."

© Randy Glasbergen
glasbergen.com



"This book is defective. I tap the page and nothing happens!"