



Write It!



Insects

writing center activities



Thank you for your purchase!

This pack is filled with **engaging writing activities** for your writing centers with an **insect theme**. All activities are flexible to meet your needs, so **be sure to read the direction pages** and see what would be the best fit for your students! 😊

©The Kindergarten Connection 2016

For all things Kindergarten, visit me at
www.thekindergartenconnection.com



Terms of Use:

Purchase of this item allows the purchaser to reproduce pages for one classroom use only. Reproduction for an entire school or system is prohibited. Please purchase an additional license should you need this product for more than one classroom.

Copying any part of this product and placing it on the internet in any form is strictly forbidden and is a violation of the Digital Millennium Copyright Act (DMCA). Thank you for respecting my work!

I hope you enjoy this product. If you have any questions please feel free to contact me at
alex@thekindergartenconnection.com

Fonts and Graphics Credit— click for more info!



Directions for Each Activity

Word Cards (in color and black and white) – cut and laminate these cards. You may want 2 sets printed depending on how many students will be using them at once. They use them for most all of the activities.

Write It! Strips– cut and laminate these cards. Provide a dry erase marker for kids to write the words on (using the word cards for help)
** You can also print the black and white copies and print them back to back as additional recording sheets.

Write It! worksheet– Use as a recording sheet for the center, where the kids can copy the words onto the sheet. You can also use as a "write the room" option by hanging the word cards around and having the kids go and find/copy them down.


Trace and Paste– Work on writing and cutting too! Kids trace the words and then cut/paste their matching picture next to them (using the word cards to help them if needed).

Write It! Book – Print the book double sided, cut in half and staple to instantly have 2 copies! Leave at the center for kids to label the pictures (using the word cards provided). When they are finished labeling they color the pictures.


***For an extra challenge, try having them label the book without the word cards, using phonetic spelling.

Writing Prompts – Print and provide copies of the writing prompts for kids to write stories about. For example, on the page with a rainbow they may write "I saw a pretty rainbow today outside." using phonetic spelling with the exception of the word "rainbow", which is provided for them.

***There is also a writing book option with a cover. Print them back to back with the cover and they have a themed writing book!




ant




bee




butterfly




dragonfly




worm




ladybug




caterpillar




fly




ant




bee




butterfly




dragonfly




worm




ladybug




caterpillar





fly





































Three horizontal lines for writing: a solid top line, a dashed middle line, and a solid bottom line.



Three horizontal lines for writing: a solid top line, a dashed middle line, and a solid bottom line.



Three horizontal lines for writing: a solid top line, a dashed middle line, and a solid bottom line.

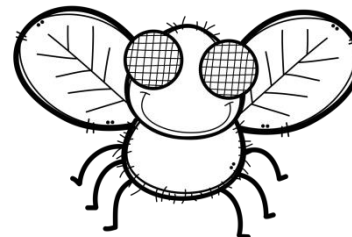




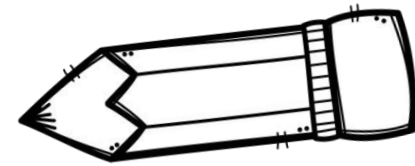


Three horizontal lines for writing: a solid top line, a dashed middle line, and a solid bottom line.

Insects

Write It!

Name _____




Trace and Paste!

Name _____

caterpillar



dragonfly



worm



bee



butterfly



fly







ladybug



ant



©The Kindergarten Connection



Insects



Write It!



By _____



Insects



Write It!


By _____































My Insects Story Book




BY:

Name _____




ant

Name _____




bee

Name _____




butterfly

Name _____




dragonfly

Name _____




worm

Name _____




ladybug

Name _____



caterpillar

Name _____



fly