





My Feelings Book



The book contains a cover the children can color and write their name. There are 6 emotions the children can draw a picture of a time when they felt happy, angry, sad, silly, scared, or excited.

www.LaniesLittleLearners.blogspot.com

my
feelings
BOOK

By:

I sometimes feel sad when

I sometimes feel silly when

I sometimes feel angry when

I sometimes feel happy when

I sometimes feel excited when

I sometimes feel scared when



Lanie's Little Learners

A blog dedicated to providing engaging hands-on activities to promote active learning for educators and parents.

My Feelings Book

The book contains a cover the children can color and write their name. There are (6) emotions the children can draw a picture of a time when they felt happy, angry, sad, silly, scared, or excited. I am using the book in my Safe Place area based on Conscious Discipline to encourage children to identify how they feel and what makes them feel that way. I am also introducing My Feelings Book as part of my Feelings Theme to use at the beginning of the school year.

Directions: It is suggested to print on white copy paper front and back. Fold the booklet hamburger style and staple down the fold.

For more ideas and resources follow my blog at: LaniesLittleLearners.blogspot.com.

If you have any suggestions and/or comments to make this learning packet better, please feel free to email me at: lanieslittlelearners@gmail.com.

Credits:


www.mycutegraphics.com


from www.kevinandamanda.com
www.kevinandamanda.com

Fair Use Rules:

Most of the ideas are original, display, and perform the material provided:

1. You give Lanie's Little Learners credit by acknowledging www.LaniesLittleLearners.blogspot.com as the source
2. It is not for commercial use. It is for **personal** or **classroom** use only.
3. The digital version in the form of PDF's **ARE NOT** altered or transformed in anyway.
4. Distribution is clearly prohibited. If others would like a copy of the material please direct them to www.teacherspayteachers.com/Store/Lanies-Little-Learners.
5. The photos and clip art come from several sources to include, Art Explosion, Borderbund, MyCuteGraphics.com, KevenandAmanda.com, and Microsoft Office clip art. Under the copyright laws Circular 21, the images maybe used for educational purposes. The entire copyright circular can be downloaded from: www.copyright.gov/circs/circ21.pdf. The images are also covered under the Creative Commons Attribution 3.0 Unported. The license terms of the work can be found here <http://creativecommons.org/licenses/by/3.0>.
6. Any questions, suggestions or comments, please email me at lanieslittlelearners@gmail.com.