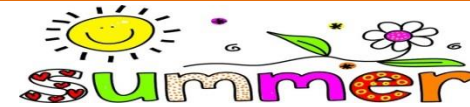


Dear Family,

I am in need of your help to be successful over the summer.

The long vacation from school can cause me to have a huge gap in my educational progress if I don't actively keep practicing everything that I learned in school this year. Please see my 4 Picture Messages below and the Summer Enrichment Packet for other ideas to keep me academically engaged and challenged all summer long.



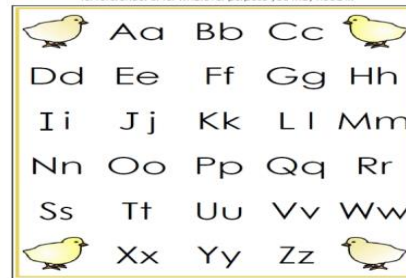
Love,
Your child

Here's My Summer 2019 to Do List

1. Read and Write Daily
*Practice spelling and writing My Name



2 .. Continue to practice Alphabet Recognition and Writing the upper and lower case letters of the Alphabet.



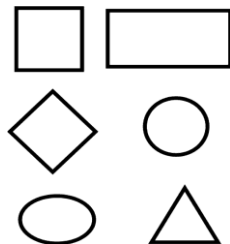
Online Resources:

www.abcmouse.com


www.abcya.com

www.starfall.com

3...Continue practicing shape, color and number recognition. Practice writing numbers and drawing shapes.




Numbers 1-20



4.... Continue practicing Alphabet Sounds and Rhyming Words

*thephonicsking.com *youtube.com



Rhyming words





July Summer Homework

<p>Sort a bag of colored items (beads, paper clips) by color/ size. Then count the number in each pile. Talk about which pile has less/more/equal?</p>	<p>Keep track of how many times it rains over the summer. Create a rain graph and count how many times it rains.</p>	<p>Eat a popsicle!! Talk about what happens as you bite into it, as you suck on the ice, and why it melts.</p> 	<p>Visit a local library. Sign-up for a library card and check out some new books to read.</p> 
<p>Make a pattern using your family's shoes or socks. Describe the pattern using letters; AB, ABC, ABBC, AABC</p>	<p>Circle the letters in your name on a cereal/food box/newspaper. Talk about the sound each letter makes. Identify some middle/ last name letters.</p> 	<p>Follow a simple recipe and cook a meal together. Recall what you did first/second/third.</p>	<p>Plant a seed and watch it grow.</p> 
<p>Collect things from nature and talk about them. Make a nature collage. Classify objects into two groups. example (soft & hard)</p>	<p>Read a book together. Discuss the ending of the story. Make a prediction of what might happen next.</p> 	<p>Conduct an experiment: Put some ice outside on a hot day. Predict what will happen, make an observation of what is happening, and then make a conclusion about why it melted.</p>	<p>Visit the library. Take out a book about summer. Read it together and talk about it.</p> 
<p>Go on a shape hunt. Count how many of each shape you find. Talk about which shape you found the most/least?</p>	<p>Cut/tear out letters in your name from newspapers and magazines. Then find pictures of objects that begin with those letters. Paste them on paper and make a name picture.</p>	<p>Make waves in a bottle! Fill a water bottle half way with water, add some oil, and shake! Watch what happens, then talk about it.</p>	<p>Read a book several times together. Then ask your child to retell the story using their own words.</p> 
<p>Draw about how you feel today. Predict how you will feel tomorrow.</p>	<p>Go to the Park and enjoy a family picnic</p>	<p>Visit a grocery store and talk about what happen there. Take Pictures!</p>	<p>Take a trip on the train/bus/taxi/walk. Take pictures and talk about your adventure (what did you see/hear?)</p>

***Complete at least 15 activities each month, and return the calendar to your child's teacher on the first day of school.**



***Read a book to your child daily.**



Read This Summer












***Visit Orange Public School district website for trip suggestions and additional resources:**

<https://www.orange.k12.nj.us/>

- Click on select a school.
- Click on Early Childhood Center



August Summer Homework

<p>Go on a number hunt. Write down the numbers that you find. Add the numbers together to make a larger sum</p>	<p>Write your name, letters, and numbers in shaving cream on the table or in a cookie tray.</p>	<p>Make homemade play-dough with your child. Allow child to read out recipe</p>	<p>Turn off the lights and read together with a flashlight. Let your child read to you.</p>
<p>Look for items around your house. Identify the beginning letter of those items.</p>	<p>Visit a store (pizzeria, grocery/ dollar/ pet/drug store) Take a picture. Illustrate and write about your experience</p>	<p>Make a data graph of (Favorite food, favorite color, boys/girls in family) Don't forget to write down the numbers as you count!</p>	<p>Watch a good, age appropriate, movie together. Talk about the movie afterwards, and write about it.</p>
<p>Do a movement activity together (Jumping jacks, clap, skipping, stretching). Count them how many you can do! Try counting up (1,2,3,4,5) and down (5,4,3,2,1).</p>	<p>Create a salt tray using salt and a baking tray. Write your name, letters, and numbers in the salt using finger, paintbrush, or pencil.</p>	<p>Count how many cars you see today.  Record the number!</p>	<p>Family book! Make a family book together. Let your child dictate something about each family member to you. Label each picture.</p>
<p>Play a family game </p>	<p>Use sidewalk chalk outside. Write your name, letters, and numbers on the driveway or sidewalk. </p>	<p>Play a walking game. Ask, "How many steps will it take to get to _____?" (Door, stairs, refrigerator, etc.) Record the number of steps on a piece of paper. Compare which one has the most/least steps?</p>	<p>Enjoy a family dinner! Discuss about the food (which ones are fruits/vegetables). </p>
<p>Count how many trucks you see today.  Record the number!</p>	<p>Use play-dough to make your name, letters and numbers. </p>	<p>Visit the post office/ Police station/Fire station </p>	<p>Read a book. Answer the following questions: Who was the main character? What happened in the story? Draw a picture of your answer.</p>
<p>*Complete at least 15 activities each month, and return the calendar to your child's teacher on the first day of school. Bolded = challenge items</p>	<p>*Read a book to your child daily.  </p>	<p>*Visit Orange Public School district website for Trips suggestions and additional resources: https://www.orange.k12.nj.us/ ➤ Click on select a school. ➤ Click on Early Childhood Center</p>	