


## Kijan pou konekte nan TutorMe

Etap 1: Konekte nan Clever epi ouvri app TutorMe an.

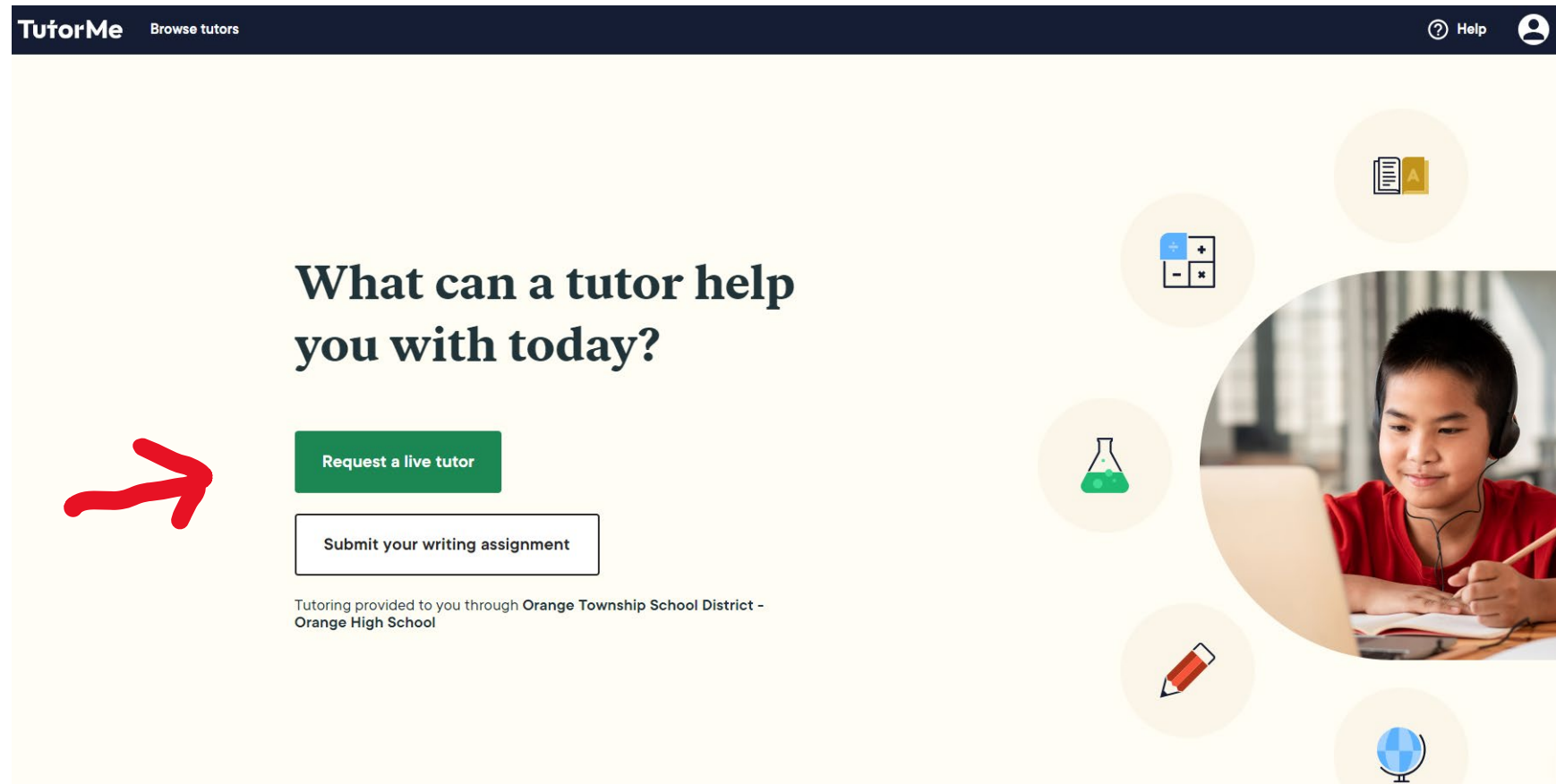


The screenshot displays the Clever LMS interface for Orange High School. The top navigation bar includes the Clever logo, the school name, a search bar, and a user profile icon. The main content area is organized into several sections:

- Favorite resources:** Includes tiles for Varsity Tutors and Mango Languages - Students.
- Curriculum Links:** A grid of tiles for various educational tools such as Ed, DreamBox, SAVVAS EasyBridge, Newsela, Edulastic, myPLTW, Transeo, InnerOrbit, Learning Ally, MajorClarity, and SpringBoard.
- Educational Technology Tools:** A grid of tiles for tools like Nearpod, BrainPOP, BrainPOP ELL, Discovery Education, World Book Online, StorylineOnline.net, Varsity Tutors, VocabularySpellingCity, and TutorMe. The TutorMe icon is highlighted with a red circle.
- Google Workspace for Education:** Includes tiles for Google Drive, Google Docs, and Chrome Music Lab.

Pou jwenn aksè nan yon leson titè/pwofesè andirèk, swiv etap ki anba yo. Pou soumèt yon devwa pou fidbak, ale nan paj 8 epi swiv etap yo apati de la.

Etap 2: Klike sou bouton Demand lan pou yon leson titè/pwofesè andirèk.



The screenshot shows the TutorMe website interface. At the top, there is a dark navigation bar with the TutorMe logo, a "Browse tutors" link, a "Help" icon, and a user profile icon. The main content area has a light yellow background. On the left, a large red arrow points towards the "Request a live tutor" button. The central text asks "What can a tutor help you with today?". Below this are two buttons: "Request a live tutor" (green) and "Submit your writing assignment" (white with a black border). Underneath the buttons, it states "Tutoring provided to you through Orange Township School District - Orange High School". On the right side, there is a circular image of a young boy wearing headphones and working on a laptop. Surrounding this image are several circular icons representing different subjects: a book, a calculator, a beaker, a pencil, and a globe.

Etap 3: Chwazi Nivo Klas ou ye kounyè a.

**TutorMe**

STEP 1 OF 5 ● ○ ○ ○ ○

**What is your grade level?**

**Elementary**

Kindergarten

1st grade

2nd grade

3rd grade

4th grade

5th grade

**Middle School**

6th grade

7th grade

8th grade

**High School**

9th grade

10th grade

11th grade

12th grade

Next







Etap 4: Chwazi matyè ou ta renmen leson patikilye pou li a (nan egzanz sa a nou te chwazi Matematik).

TutorMe

STEP 2 OF 5 ● ● ○ ○ ○



What subject area do you need help with?

<input type="radio"/> Math 	<input type="radio"/> English Language Arts 
<input type="radio"/> Natural Science 	<input type="radio"/> Social Science 
<input type="radio"/> Computer Science 	<input type="radio"/> Spanish 
<input type="radio"/> Other	

Previous

Next

Etap 5: Chwazi matyè espesifik ou ta renmen leson patikilye pou li a.

**TutorMe** STEP 3 OF 5 ● ● ● ○ ○

What **Math** subject do you need help with?

**Early Math**

<input type="radio"/> Basic Math	<input type="radio"/> Pre-Algebra
<input type="radio"/> Algebra	<input type="radio"/> Geometry

**Higher Math**

<input type="radio"/> Pre-Calculus	<input type="radio"/> Calculus
<input type="radio"/> Trigonometry	<input type="radio"/> ACT/SAT Math

**Advanced Math**

<input type="radio"/> Applied Math	<input type="radio"/> Linear Algebra
------------------------------------	--------------------------------------

Statistics

Etap 6: Telechaje devwa ou ta renmen jwenn èd pou li a.


TutorMe

STEP 4 OF 5 ● ● ● ● ○

## Let your tutor know how they can help you (optional)

Example: I need help with my math homework. I don't understand how to multiply 3 digit numbers.

## Upload a file (optional)

 Drag a file here or [browse](#) to upload

Examples: a photo of your notes, a PDF of practice questions for an upcoming test, a screenshot of your homework.

You can upload up to 3 files.

Previous

Next



Etap 7: Klike sou bouton Deman lan pou yon titè/pwofesè.

TutorMe

STEP 5 OF 5 ● ● ● ● ●

## Are you ready for your tutoring session?

When you click the button below, we'll find you a tutor who can help with your request. You can chat with them as soon as the live session begins.

Please remember that it's **not allowed to ask for help on a test or quiz**. Students who don't follow our [Code of Conduct](#) may get suspended from our platform.

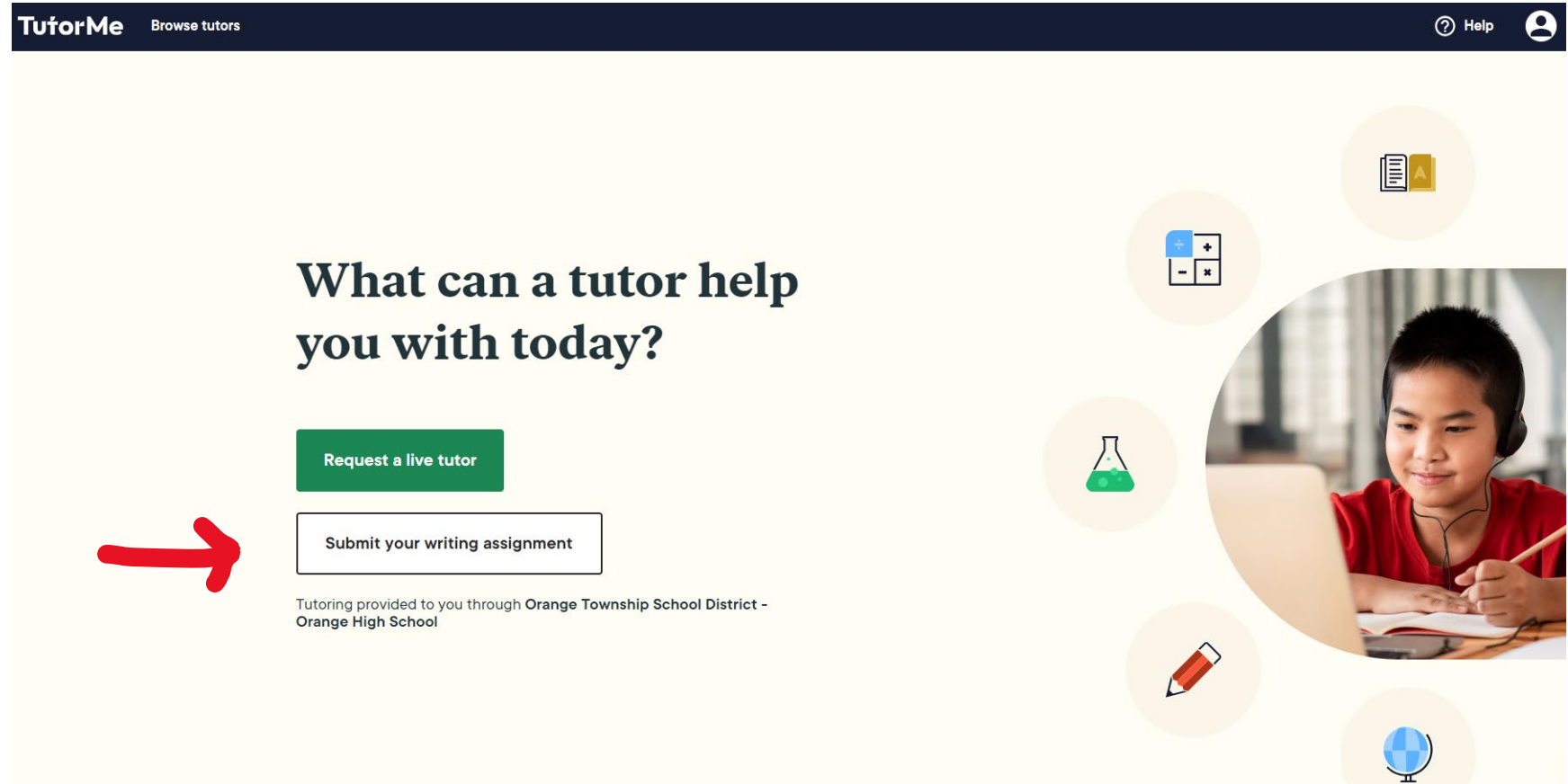
Previous

Request a tutor



Pou soumèt yon devwa ekri pou fidbak, swiv etap ki anba yo.

Etap 2: Klike sou bouton Soumèt la pou devwa ekri w la.



The screenshot shows the TutorMe interface. At the top is a dark navigation bar with the TutorMe logo, a "Browse tutors" link, a "Help" icon, and a user profile icon. The main content area has a light yellow background. On the left, the text "What can a tutor help you with today?" is displayed. Below this text are two buttons: a green "Request a live tutor" button and a white "Submit your writing assignment" button. A red arrow points to the "Submit your writing assignment" button. Below the buttons, it says "Tutoring provided to you through Orange Township School District - Orange High School". On the right side of the main content area, there is a circular image of a young boy wearing headphones and working on a laptop. Surrounding this image are several circular icons representing different subjects: a calculator, a book, a beaker, a pencil, and a globe.



Etap 3: Li mesaj la epi klike sou bouton mwen konprann nan.

TutorMe

## Welcome to the Writing Lab!

This is the perfect place to receive detailed feedback on your writing assignment. A tutor will review your paper or essay within 12 hours.

**You will not enter a live session with a tutor.** If you want to speak to a writing tutor, select "Request a live tutor" on the TutorMe request page, and then type "Writing" in the search bar.

Go back

I understand



Etap 4: Ranpli enfòmasyon ki nesesè yo epi klike sou Next (Answit).

**TutorMe**

STEP 1 OF 3 ● ○ ○

## Tell us about your assignment

What's the title of your essay or paper?

**What does your tutor need to know about your writing assignment?**

Describe your assignment for more helpful feedback. Include your grade level or course, the topic, and any instructions you've received.

Example: I'm in 8th grade and need your feedback about my paper for US History. My teacher asked me to write about the Boston Tea party.

Next

Etap 5: Chwazi fòma ki apwopriye pou papye w la, si sa aplikab.

TutorMe

STEP 2 OF 3 ● ● ○

## Paper format

**A writing tutor will review your work for the following:**

- Clear focus/purpose/thesis statement
- Logical & appropriate organization
- Topic & paragraph development
- Appropriate voice/style for genre
- Correct grammar & punctuation
- Formatting/citations/references

**What style format/guide does your paper need to be in?**

- MLA (Modern Language Association)
- APA (American Psychological Association)
- Not Applicable
- Other

Previous

Next



Etap 6: Telechaje papye w la epi klike sou soumèt.

## TutorMe

STEP 3 OF 3 ● ● ●

### Upload File

**i** Remove any personal information from your document before submitting it to the Writing Lab.

Your submission can't include your identity details, like your full name, school name, or contact information.

#### Upload your file

Accepted file type is .docx (Microsoft Word). [Want to submit a Google Doc instead?](#)

⤴ Drag the .docx file here or [browse](#) to upload

#### Estimated time to complete

Progress bars showing estimated time to complete.

#### A few important notes

- Once submitted, your submission can't be cancelled
- The review time is 12 hours or less
- Tutors will only provide feedback and comments - the writing and editing is up to you!
- Failure to follow our [Code of Conduct](#) may result in suspension from our platform. Academic dishonesty will not be tolerated.

Previous

Submit

